



Hillrom™

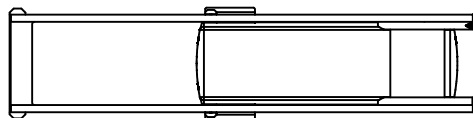
HILLROM
1069 STATE ROUTE 46 EAST
BATESVILLE, IN 47006
PHONE: (812) 934-7777
FAX: (812) 934-8189
www.hillrom.com

☒ SELECT DESIRED MOUNT:

☐ MOBILE COLUMN (MC)

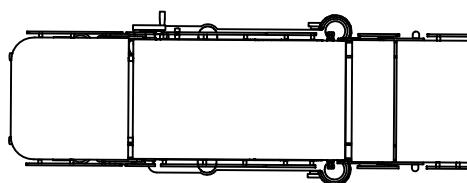
☐ STATIONARY COLUMN (SC)

☐ FLOOR MOUNTED COLUMN (FC)



PLAN VIEW

TRUSYSTEM® 7500 HYBRID OR TABLE



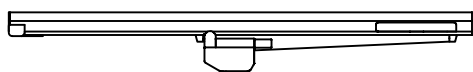
PLAN VIEW

POWER SHUTTLE



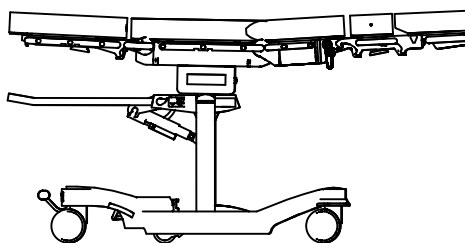
PLAN VIEW

TRUSYSTEM® 7500 OR TABLE



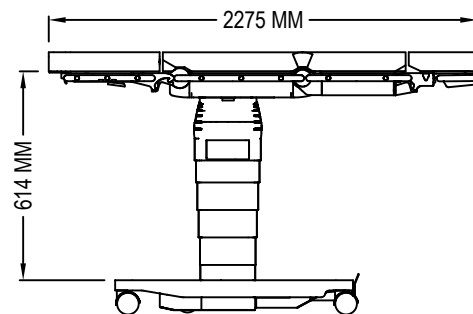
SIDE ELEVATION

TRUSYSTEM® 7500 HYBRID OR TABLE



SIDE ELEVATION

POWER SHUTTLE



SIDE ELEVATION

TRUSYSTEM® 7500 OR TABLE

SPECIFICATIONS

MAXIMUM LOAD: 880 LBS (400 KG)

LIFT: 21.7 IN (550 MM)

TILT: $\pm 30^\circ$

ROTATION STATIONARY COLUMN: 360° (FREE ROTATION)

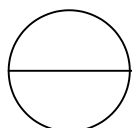
ADJUSTMENT RANGE OF LEG SECTION JOINTS: $\pm 90^\circ$ / - 105°

TRENDELENBURG/REVERSE TRENDELENBURG: $\pm 45^\circ$

© [[2018]] HILLROM SERVICES, INC. ALL RIGHTS RESERVED.

NOTES:

1. INSTALLATION TO BE COMPLETED IN ACCORDANCE WITH MANUFACTURER'S SPECIFICATIONS.
2. DO NOT SCALE DRAWING.
3. THIS DRAWING IS INTENDED FOR USE BY ARCHITECTS, ENGINEERS, CONTRACTORS, CONSULTANTS AND DESIGN PROFESSIONALS FOR PLANNING PURPOSES ONLY. THIS DRAWING MAY NOT BE USED FOR CONSTRUCTION.
4. ALL INFORMATION CONTAINED HEREIN WAS CURRENT AT THE TIME OF DEVELOPMENT BUT MUST BE REVIEWED AND APPROVED BY THE PRODUCT MANUFACTURER TO BE CONSIDERED ACCURATE.
5. CONTRACTOR'S NOTE: FOR PRODUCT AND COMPANY INFORMATION VISIT www.CADdetails.com/info AND ENTER REFERENCE NUMBER 4794-099



SURGICAL SOLUTIONS (PREVIOUSLY TRUMPF MEDICAL)

TRUSYSTEM® 7500 OR TABLE