



Hillrom™

HILLROM
1069 STATE ROUTE 46 EAST
BATESVILLE, IN 47006
PHONE: (812) 934-7777
FAX: (812) 934-8189
www.hillrom.com

☒ SELECT DESIRED MODEL:

- ☐ 7100 BASE MODELS WITH WIRED CONNECTIVITY ALL MARKETS
- ☐ 7300 BLUETOOTH CONNECTIVITY PHYSICIAN OFFICE MODELS
- ☐ 7400 UPGRADABLE TO WIFI CONNECTIVITY HOSPITAL MODELS
- ☐ 7500 WIFI CONNECTIVITY HOSPITAL MODELS

☒ SELECT DESIRED STAND:

- ☐ 7000 MS3 - WITH BASKET (SHOWN)
- ☐ 7000 ASM - WITH WORK SURFACE

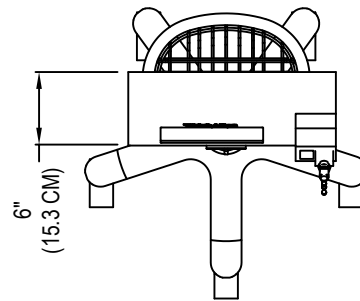
FEATURES:

- SUREBP® TECHNOLOGY CAN PROVIDE BP IN ONLY 15 SECONDS
- CONNEX SCORING APP CALCULATOR FOR CUSTOM PROTOCOLS (E.G., NEWS, MEWS)
- SUPPORTS RESIDENT LIST WORKFLOWS FOR LONG-TERM CARE SETTINGS
- PARTNERSHIPS WITH MORE THAN 90 LEADING EMRS INCLUDING EPIC® AND CERNER®
- ADD TO INTEGRATED WALL SYSTEM FOR COMPLETE PATIENT EXAM WORKFLOW
- MOBILE STAND OPTION INCLUDES WORK SURFACE WITH INTEGRATED BATTERY FOR EXTENDED USAGE
- SINGLE SIGN-ON OPTIONS AVAILABLE FOR QUICK, SECURE CLINICIAN LOGIN
- BP AVERAGING TO HELP ENSURE ACCURATE HYPERTENSION DIAGNOSIS
- SURETEMP® PLUS OR BRAUN THERMOSCAN® PRO 6000 THERMOMETRY
- CHOICE OF LEADING SPO2 TECHNOLOGIES: MASIMO®, NELLCOR® OR NONIN®
- SCALE CONNECTIVITY TO DETECTO, HEALTH O METER® AND SECA SCALES

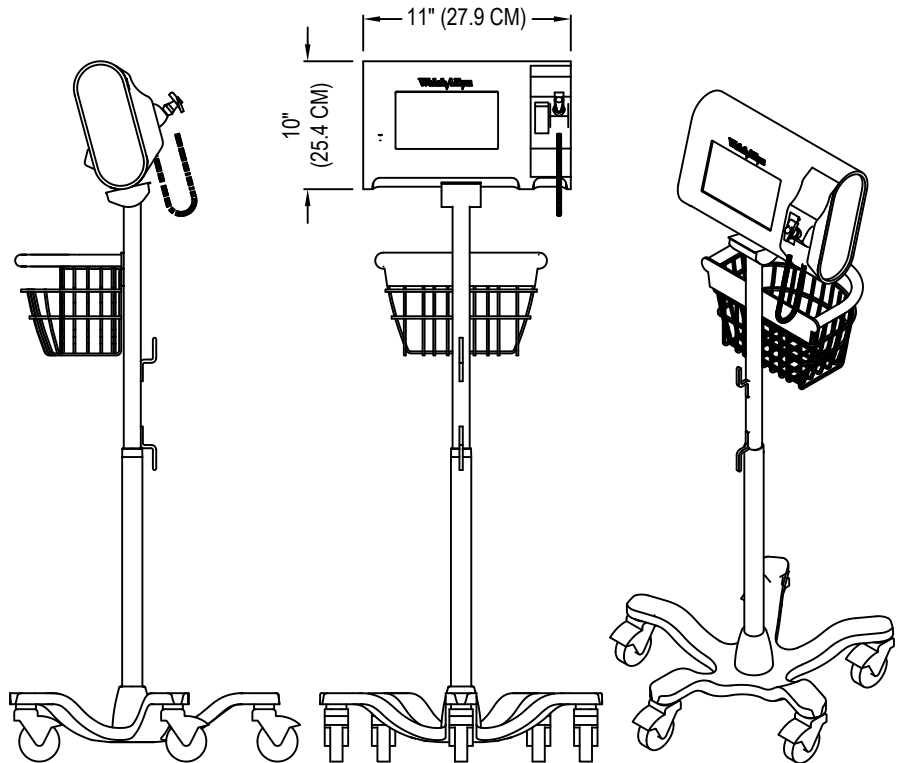
© [[2018]] HILLROM SERVICES, INC. ALL RIGHTS RESERVED.

NOTES:

1. INSTALLATION TO BE COMPLETED IN ACCORDANCE WITH MANUFACTURER'S SPECIFICATIONS.
2. DO NOT SCALE DRAWING.
3. THIS DRAWING IS INTENDED FOR USE BY ARCHITECTS, ENGINEERS, CONTRACTORS, CONSULTANTS AND DESIGN PROFESSIONALS FOR PLANNING PURPOSES ONLY. THIS DRAWING MAY NOT BE USED FOR CONSTRUCTION.
4. ALL INFORMATION CONTAINED HEREIN WAS CURRENT AT THE TIME OF DEVELOPMENT BUT MUST BE REVIEWED AND APPROVED BY THE PRODUCT MANUFACTURER TO BE CONSIDERED ACCURATE.
5. CONTRACTOR'S NOTE: FOR PRODUCT AND COMPANY INFORMATION VISIT www.CADdetails.com/info AND ENTER REFERENCE NUMBER 4794-109



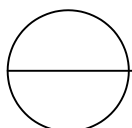
TOP VIEW



SIDE VIEW

FRONT VIEW

ISOMETRIC



PATIENT MONITORING (PREVIOUSLY WELCH ALLYN)

CONNEX® SPOT MONITOR