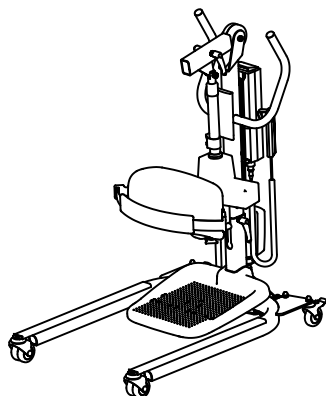


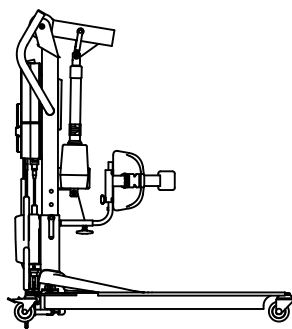


# Hillrom™

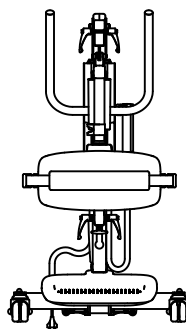
HILLROM  
1069 STATE ROUTE 46 EAST  
BATESVILLE, IN 47006  
PHONE: (812) 934-7777  
FAX: (812) 934-8189  
[www.hillrom.com](http://www.hillrom.com)



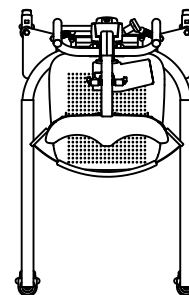
ISOMETRIC VIEW



SIDE ELEVATION



FRONT ELEVATION



PLAN VIEW

THE SABINA® LIFT IS AN EASY-TO-USE AND VERSATILE SIT-TO-STAND LIFT INTENDED FOR PATIENTS WHO CAN PARTICIPATE ACTIVELY IN THE RAISING OPERATION. THE RAISING IS PERFORMED WITH THE HELP OF A SIT-TO-STAND VEST WHICH LIFTS THE PATIENT'S UPPER BODY. SEVERAL DIFFERENT TYPES OF SIT-TO-STAND VESTS ARE AVAILABLE TO MEET THE NEEDS OF DIFFERENT PATIENTS.

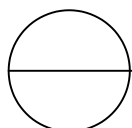
THE SABINA® 200 LIFT IS THE ENTRY-LEVEL MODEL WHICH OFFERS COMFORTABLE, SAFE AND ERGONOMICALLY CORRECT RAISING. THE POSITION OF THE LOWER LEG SUPPORT CAN BE ADJUSTED, AND BOTH THE LIFTING MOVEMENT AND THE BASE-WIDTH ADJUSTMENT ARE ELECTRICAL.

THE SABINA® II LIFT, IN COMBINATION WITH THE SLINGBAR 350 AND THE LIKO® SUPPORTVEST™ STANDING AID, IS A COMFORTABLE SLING WHICH LIFTS BEHIND THE BACK AND UNDER THE ARMS. FURTHERMORE, THE SABINA® II LIFT CAN BE USED FOR SITTING LIFTS WITH AN ORDINARY SLING, FOR INSTANCE, WHEN THE PATIENCE IS NOT QUITE STRONG ENOUGH TO RISE TO A STANDING POSITION ACTIVELY.

© [[2018]] HILLROM SERVICES, INC. ALL RIGHTS RESERVED.

NOTES:

1. INSTALLATION TO BE COMPLETED IN ACCORDANCE WITH MANUFACTURER'S SPECIFICATIONS.
2. DO NOT SCALE DRAWING.
3. THIS DRAWING IS INTENDED FOR USE BY ARCHITECTS, ENGINEERS, CONTRACTORS, CONSULTANTS AND DESIGN PROFESSIONALS FOR PLANNING PURPOSES ONLY. THIS DRAWING MAY NOT BE USED FOR CONSTRUCTION.
4. ALL INFORMATION CONTAINED HEREIN WAS CURRENT AT THE TIME OF DEVELOPMENT BUT MUST BE REVIEWED AND APPROVED BY THE PRODUCT MANUFACTURER TO BE CONSIDERED ACCURATE.
5. CONTRACTOR'S NOTE: FOR PRODUCT AND COMPANY INFORMATION VISIT [www.CADdetails.com/info](http://www.CADdetails.com/info) AND ENTER REFERENCE NUMBER 4794-058



## PATIENT LIFTS (PREVIOUSLY LIKO)

SABINA® SIT-TO-STAND