



Hillrom™

HILLROM
1069 STATE ROUTE 46 EAST
BATESVILLE, IN 47006
PHONE: (812) 934-7777
FAX: (812) 934-8189
www.hillrom.com

FEATURES

- IMPROVE STAFF PRODUCTIVITY AND SATISFACTION WITH EASY ASSEMBLY AND CLEANING.
- TOUCHLESS INTENSITY AND POWER CONTROLS HELP REDUCE RISK OF CROSS-CONTAMINATION.
- STANDARDIZE WITH A RUGGED, ERGONOMIC, LONG-LASTING AND HIGH-PERFORMANCE LIGHT.
- DISPOSABLE SHEATH AVAILABLE TO HELP REDUCE THE RISK OF CROSS-CONTAMINATION.
- MAXIMIZE FLOOR SPACE WITH MULTIPLE MOUNTING OPTIONS.
- LED LIFE OF 50,000 HOURS TO MAXIMIZE INVESTMENT.
- THREE, WHITE LEDS FOR GREATER, CONTROLLED INTENSITY

SPECIFICATIONS

ELECTRICAL: INPUT: 100-240V - 50 HZ-60 HZ, 0.65A MAX

OPERATING ENVIRONMENT: TEMPERATURE LIMITS:

HIGH: 95°F (35°C), LOW: 50°F (10°C)

HUMIDITY LIMITATION: HIGH: 90%, LOW: 15%

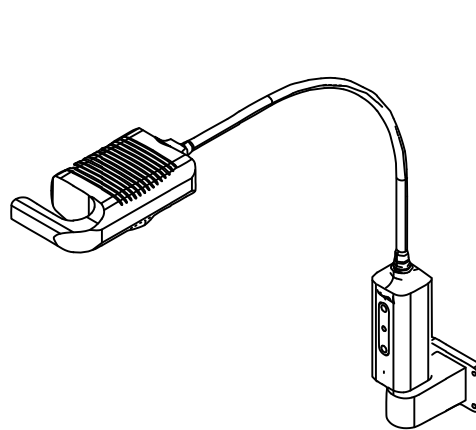
ATMOSPHERIC PRESSURE LIMITATION: HIGH: 1060 HPA,
LOW: 700 HPA

TRANSPORT/STORAGE ENVIRONMENT: TEMPERATURE
LIMITS: HIGH: 95°F (35°C), LOW: 50°F (10°C)

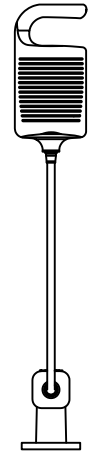
HUMIDITY LIMITATION: HIGH: 90%, LOW: 15%

ATMOSPHERIC PRESSURE LIMITATION: HIGH: 1060 HPA,
LOW: 500 HPA

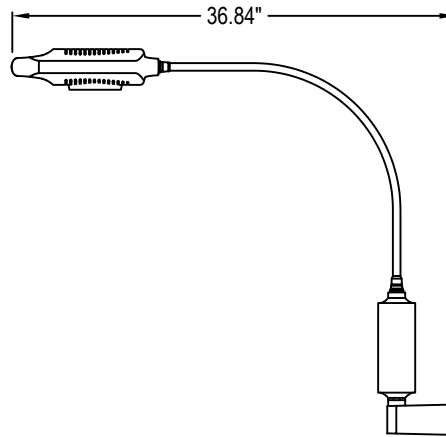
APPROVALS: IEC 60601-1, UL 60601-1, IEC 60601-1-2,
CAN/CSA C22.2 NO 601.1-M90, AS/NZS3200



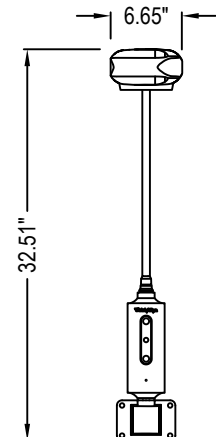
ISOMETRIC



TOP VIEW



SIDE VIEW

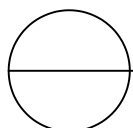


FRONT VIEW

© [[2018]] HILLROM SERVICES, INC. ALL RIGHTS RESERVED.

NOTES:

1. INSTALLATION TO BE COMPLETED IN ACCORDANCE WITH MANUFACTURER'S SPECIFICATIONS.
2. DO NOT SCALE DRAWING.
3. THIS DRAWING IS INTENDED FOR USE BY ARCHITECTS, ENGINEERS, CONTRACTORS, CONSULTANTS AND DESIGN PROFESSIONALS FOR PLANNING PURPOSES ONLY. THIS DRAWING MAY NOT BE USED FOR CONSTRUCTION.
4. ALL INFORMATION CONTAINED HEREIN WAS CURRENT AT THE TIME OF DEVELOPMENT BUT MUST BE REVIEWED AND APPROVED BY THE PRODUCT MANUFACTURER TO BE CONSIDERED ACCURATE.
5. CONTRACTOR'S NOTE: FOR PRODUCT AND COMPANY INFORMATION VISIT www.CADdetails.com/info AND ENTER REFERENCE NUMBER 4794-115



PHYSICAL EXAMINATION (PREVIOUSLY WELCH ALLYN)

EXAM LIGHT GS600 WALL MOUNT