



# Hillrom™

HILLROM  
1069 STATE ROUTE 46 EAST  
BATESVILLE, IN 47006  
PHONE: (812) 934-7777  
FAX: (812) 934-8189  
[www.hillrom.com](http://www.hillrom.com)

## FEATURES

- INTENSE LIGHT OUTPUT AND COOL OPERATION DESIGNED TO IMPROVE PATIENT EXAMS.
- IMPROVE STAFF PRODUCTIVITY AND SATISFACTION WITH EASY ASSEMBLY AND CLEANING.
- STANDARDIZE WITH AN AFFORDABLE PRICE THAT OFFERS RUGGED PERFORMANCE.
- HELP REDUCE RISK OF CROSS-CONTAMINATION WITH TOUCHLESS ON/OFF.
- MAXIMIZE FLOOR SPACE WITH MULTIPLE MOUNTING OPTIONS.
- LED LIFE OF 50,000 HOURS TO MAXIMIZE INVESTMENT.

## SPECIFICATIONS

**ELECTRICAL:** INPUT: 100-240V - 50 HZ-60 HZ, 0.35A MAX

**OPERATING ENVIRONMENT:** TEMPERATURE LIMITS:

HIGH: 95°F (35°C), LOW: 50°F (10°C)

HUMIDITY LIMITATION: HIGH: 90%, LOW: 15%

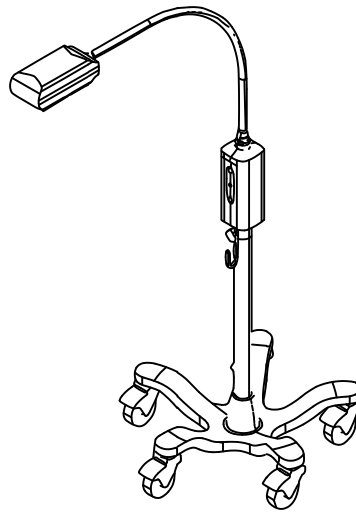
ATMOSPHERIC PRESSURE LIMITATION: HIGH: 1060 HPA, LOW: 700 HPA

**TRANSPORT/STORAGE ENVIRONMENT:** TEMPERATURE LIMITS: HIGH: 95°F (35°C), LOW: 50°F (10°C)

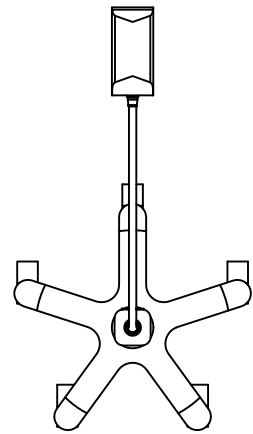
HUMIDITY LIMITATION: HIGH: 90%, LOW: 15%

ATMOSPHERIC PRESSURE LIMITATION: HIGH: 1060 HPA, LOW: 500 HPA

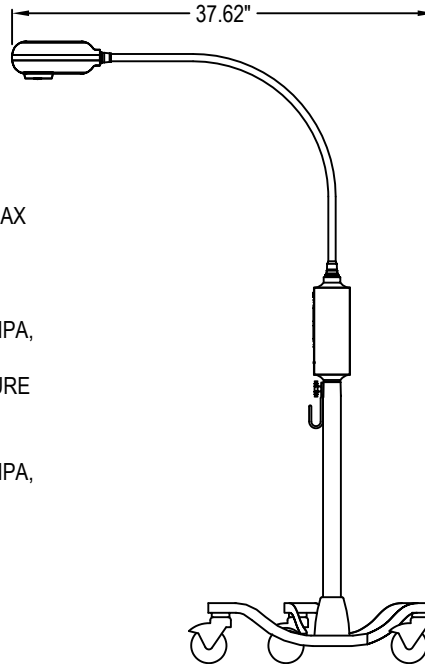
**APPROVALS:** IEC 60601-1, UL 60601-1, IEC 60601-1-2, CAN/CSA C22.2 NO 601.1-M90, AS/NZS3200



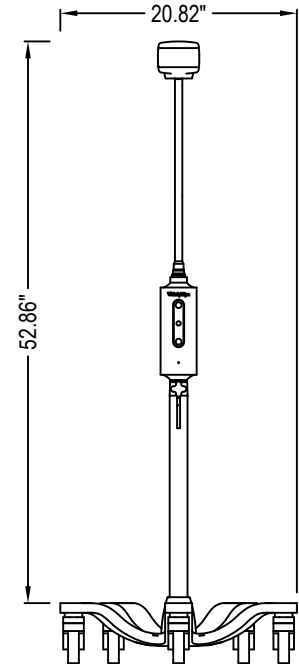
ISOMETRIC



TOP VIEW



SIDE VIEW

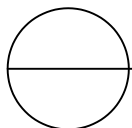


FRONT VIEW

© [[2018]] HILLROM SERVICES, INC. ALL RIGHTS RESERVED.

## NOTES:

1. INSTALLATION TO BE COMPLETED IN ACCORDANCE WITH MANUFACTURER'S SPECIFICATIONS.
2. DO NOT SCALE DRAWING.
3. THIS DRAWING IS INTENDED FOR USE BY ARCHITECTS, ENGINEERS, CONTRACTORS, CONSULTANTS AND DESIGN PROFESSIONALS FOR PLANNING PURPOSES ONLY. THIS DRAWING MAY NOT BE USED FOR CONSTRUCTION.
4. ALL INFORMATION CONTAINED HEREIN WAS CURRENT AT THE TIME OF DEVELOPMENT BUT MUST BE REVIEWED AND APPROVED BY THE PRODUCT MANUFACTURER TO BE CONSIDERED ACCURATE.
5. CONTRACTOR'S NOTE: FOR PRODUCT AND COMPANY INFORMATION VISIT [www.CADdetails.com/info](http://www.CADdetails.com/info) AND ENTER REFERENCE NUMBER 4794-118



## PHYSICAL EXAMINATION (PREVIOUSLY WELCH ALLYN)

EXAM LIGHT GS300 MOBILE