



Hillrom™



Welch Allyn® Q-Stress®  
Cardiac Stress Testing System

# SIMPLE. SECURE. CONNECTED.

The Welch Allyn® Q-Stress® Cardiac Stress Testing System brings proven clinical excellence to the forefront of diagnostic cardiac stress testing.

Experience the simplicity of our intuitive user interface and best-in-class algorithms so you can quickly access diagnostic information and exceptional accuracy in real-time ST-segment monitoring, arrhythmia detection and resting ECG interpretation.

## WIRELESS FREEDOM

The Welch Allyn Wireless Acquisition Module (WAM™) makes exams easier and creates a more comfortable, trip-free experience for your patients. Transfer patients to a Stress Echo table with ease and free your care area from unnecessary wires with a simple, untethered workflow that helps minimize artifact while capturing quality exam data.



## SIMPLE

- Left-to-right navigation enables quick access to the diagnostic information needed to make the best clinical decisions
- Source Consistency Filter (SCF) helps minimize noise and baseline artifact
- Real-time full disclosure allows clinicians to examine and label historical ECG data at any point in the exam
- Best-in-class VERITAS® algorithm offers exceptional accuracy in real-time ST-Segment Monitoring, arrhythmia detection, and resting ECG interpretation

*The Q-Stress System is a safe, easy-to-use system. The large monitor provides real-time results that have proven to be more accurate than other systems we have used.*


**Tiffany Piro**  
CMRP Procurement Specialist  
Healthcare Associates of Texas

## SECURE

- Encryption helps protect the information that matters most
- Security features help you take advantage of connected workflows for improved patient care and information access
- Flexible user configurations tailor over-reads, billing, and data storage to your workflow

## CONNECTED

- Send data to virtually any EMR, ECG management system or PACS with our customizable, scalable platform
- Communicate bidirectionally using HL7® or DICOM® to reduce errors while providing an electronic, editable format to your team



# CHALLENGE ACCEPTED

The Q-Stress® Solution can help address the clinical challenges you face with a simple workflow and clear data presentation.

Our complete clinical data presentation allows you to see patient information on one screen with a 24-inch touch or non-touch display. An intuitive left-to-right workflow leads you through stress tests with all settings just one click away.

## 1. VITALS DASHBOARD

Visualize key vital signs—like HR, target HR, BP, SpO2, ST level and slope—to assess a patient's status

## 2. CONTINUOUS QRS AVERAGES

Track ST changes, with current and reference data, through the superimposed 12 averaged ECG complexes

## 3. FULL DISCLOSURE

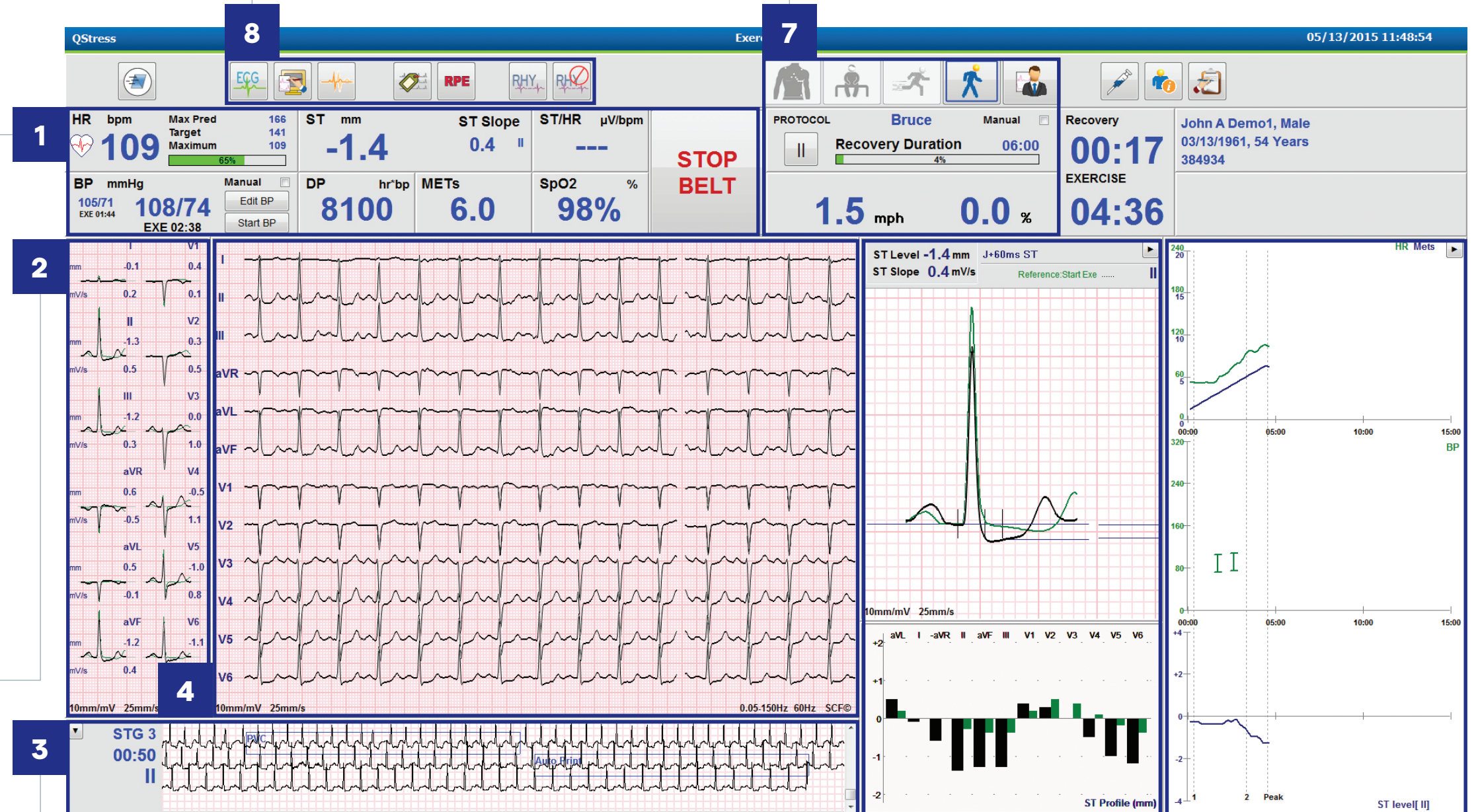
Provides a single-lead view, highlighting events and isolating them for further evaluation complexes

## 8. ACQUIRE AND DOCUMENT

Access common functions at the touch of a button for 12-lead ECG, Averages, Rhythm Print, etc

## 7. SIMPLE NAVIGATION

Intuitive menus lead you through test stages in an organized, left-to-right workflow



## 4. FLEXIBLE ECG DISPLAY

Customize your view with one click, including displayed lead layout, gain, speed and filter settings

## 5. ST DISPLAY

View graphical trends including ST changes in the 12 leads, plus a superimposed, expanded averaged complex

## 6. GRAPHIC TRENDS DISPLAY

Visualize live HR, Mets, BP and ST changes

# MAKING THE COMPLEX SIMPLE

We're helping you streamline workflows and promote data security with simple EMR connectivity. Install Q-Stress® software on a server and connect to multiple device workstations throughout your network to schedule exams, review full disclosure exams, enter conclusions and electronically sign results.



## SECURE YOUR DATA AT REST AND IN MOTION

- Help make security simple with features that meet strict requirements from the U.S. Department of Defense's Risk Management Framework (DoD RMF).
- The Q-Stress System supports your ability to save a PDF file to a common folder while utilizing networked workstations and review stations to share and access patient data securely.

## CONNECT MEANINGFULLY

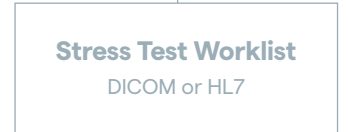
Electronic scheduling capabilities allow you to monitor and manage workflow tasks continuously and effectively. Take advantage of a true, secure paperless workflow where final reports, full disclosure data and all ECG events can be reviewed and edited electronically.

## A SECURE, CONNECTED WORKFLOW ALLOWS YOU TO:

- Reduce costs by eliminating ECG paper
- Retrieve a stress test worklist that includes patient demographics and order information
- Minimize manual steps and transcription errors
- Access and send stress reports within your Healthcare IT System



**EHR OR PACS**



**Q-STRESS®**



**EHR OR PACS**



## ORDERING INFORMATION

Part Number	Description
QS6-ATTD1	Pro Level Q-Stress® System with Touch Monitor and Treadmill; DICOM Connectivity
QS6-ATTDX	Pro Level Q-Stress System with Touch Monitor and no Treadmill; DICOM Connectivity
QS6-MLTC1	Mid Level Q-Stress System with LCD Screen and Treadmill; PDF/XML Connectivity
QS6-MLTCX	Mid Level Q-Stress System with LCD Screen and no Treadmill; PDF/XML Connectivity
4100-036-51	WAM™ Kit with AHA Short Lead Set
9100-026-60	Thermal Paper, 8.5 in x 11 in

## SMARTCARE SERVICE PROGRAM OPTIONS

Program	Product	Part Number	Program Terms
Protection+	Q-Stress System w/Treadmill	S9-QSTM-PROPL-PS	3 Years
	Q-Stress System	S9-QS-PROPLUS-PS	3 Years

## DELIVERY ASSIST

Get up and running quickly with complimentary dock-to-door delivery, unboxing and on-site system preparation. Included with every Q-Stress purchase at no cost, Delivery Assist gets you up and running quickly with complimentary dock-to-door delivery, unboxing and on-site system preparation.

Experience simple, secure, connected stress exams. Learn more at [hillrom.com/qstress](https://hillrom.com/qstress) today.