

ADVANCING BARIATRIC CARE

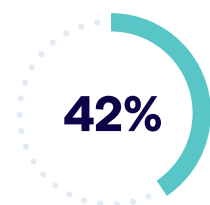


Hillrom™

Compella™ Bariatric Bed

OVERCOMING BARRIERS TO EFFICIENT, SAFE AND DIGNIFIED BARIATRIC CARE

Impact of obesity on health care providers:

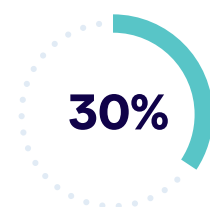


U.S. ADULTS ARE OBESE¹



HOSPITALIZATIONS ARE OBESE PATIENTS²

Keeping these patients safe can be challenging for caregivers.

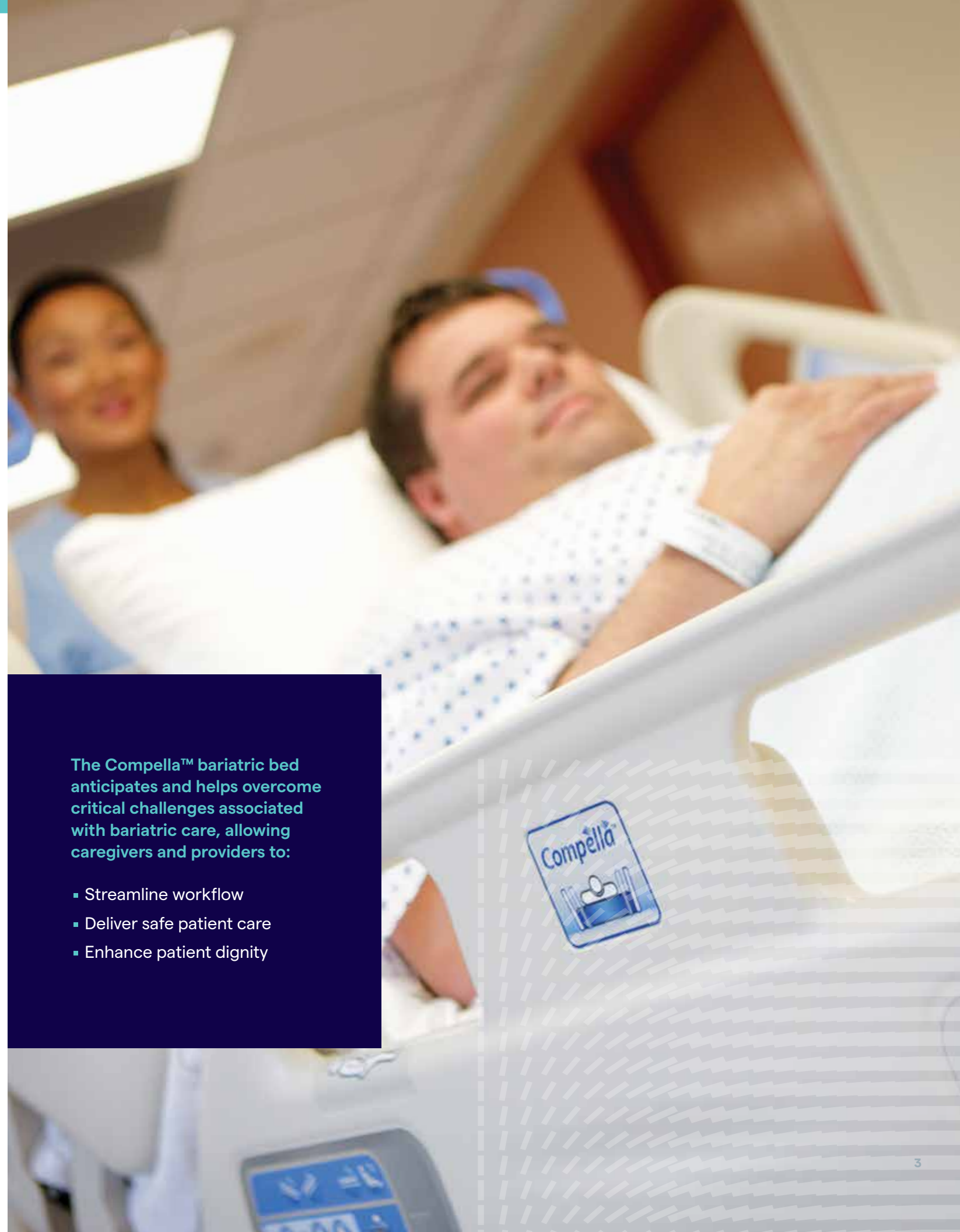


OCCUPATIONAL INJURIES ARE CARING FOR BARIATRIC PATIENTS^{2,3}

And, increased lengths of stay, patient injuries related to mobility issues such as falls and pressure injuries, and higher 30-day readmission rates can be costly for the facility.⁴

The Compella™ bariatric bed anticipates and helps overcome critical challenges associated with bariatric care, allowing caregivers and providers to:

- Streamline workflow
- Deliver safe patient care
- Enhance patient dignity



Advancing Bariatric Care

Improving workflow efficiency, patient safety and patient dignity are important when caring for bariatric patients. With innovative features, technology and design, the Compella™ bed is designed to address these concerns.



STREAMLINE WORKFLOW

- 1 IntelliDrive® XL powered transport
- 2 Powered width expansion from 40" to 50"
- 3 NaviCare® Nurse Call
- 4 FlexAfoot™ length adjustment
- 5 In-bed scale

DELIVER SAFE PATIENT CARE

- 6 3-mode bed exit with silence feature
- 7 Head-of-bed angle indicator and 30° head-of-bed alert
- 8 Integrated CLRT with air mattress
- 9 CPR quick-release handle
- 10 Turn Assist and weight-based pressure redistribution surface

ENHANCE PATIENT DIGNITY

- 11 1,000 lb weight capacity
- 12 Multi-access patient controls
- 13 Single-post patient helper trapeze
- 14 Sturdy siderails
- 15 Low bed position with seat deflation


STREAMLINE WORKFLOW

Help reduce the physical effort and additional resources needed to care for patients of size with the Compella™ bed's leading-edge technology.



INTELLIDRIVE® XL POWERED TRANSPORT

- Provides precise turning and maneuvering
- Navigates ramps with ease
- Minimizes the number of staff needed to transport patients of size, in accordance with hospital protocol
- Reduces effort to initiate bed movement by 50%⁵
- Requires 70% less effort to bring bed to a complete stop and improves stopping distance by 50% in response to an unexpected situation⁵



POWERED WIDTH EXPANSION EXCLUSIVELY FROM HILLROM

- One button adjusts frame and surface from 40" to 50"
- Reduces staff time needed to manually adjust the bed width
- Reduces stress and strain of manually adjusting the bed by 40%⁵
- Use of powered width expansion reduces effort to adjust bed width by 100%⁵

STREAMLINE WORKFLOW

Help manage demanding workloads with features that support automation and bed connectivity.




FLEXAFOOT™ LENGTH ADJUSTMENT

- Quickly and easily configure the bed to fit the patient
- Helps reduce patient migration and the need for patient repositioning



ONE-BUTTON CHAIR POSITIONING

- Single-step process helps reduce the time and effort needed to position patient for improved comfort



REAL-TIME CONNECTIVITY

- NaviCare® Nurse Call and status boards provide real-time visibility of staff activity, bed status and patient protocols
- Integration with patient electronic medical records (EMR) can help reduce manual data entry



CONSISTENT, INTUITIVE CONTROLS

- Intuitively designed controls are consistent with other Hillrom™ beds
- Can help minimize the need to train staff on specialty beds

DELIVER SAFE PATIENT CARE

Help support patient safety protocols with features designed to help prevent hospital-associated complications such as pressure injuries, patient falls and pulmonary complications related to immobility.



PULMONARY MANAGEMENT

- Programmable Continuous Lateral Rotation Therapy (CLRT) supports protocols for preventing ventilator-associated complications
- Head-of-bed angle indicator and alert provide responsive monitoring and protocol compliance



FALL PREVENTION

- 3-mode bed exit supports fall prevention protocols
- Silence feature keeps alert engaged and ensures alert is set without relying on repetitive caregiver intervention
- NaviCare® Nurse Call and clinical status board can help identify fall risks



SAFE PATIENT HANDLING

- Compatibility with patient lifts helps support safe patient mobilization
- Low bed height and seat deflation help make it easier and safer for patients to get in and out of bed
- SlideGuard® technology helps keep patients in better upright position, helping to reduce patient migration and minimizing need to reposition

DELIVER SAFE PATIENT CARE

Help prevent and treat skin breakdown while keeping patients comfortable with a choice of surface options.



FOAM

Helps prevent and treat skin breakdown.

- Designed to deliver pressure redistribution and patient comfort
- Semi-integrated surface automatically adjusts to accommodate patient



LOW AIR LOSS

Helps prevent and treat skin breakdown and ventilator-associated complications.

- Weight-based pressure redistribution
- Continuous air flow keeps patient skin cool and dry
- Turn Assist facilitates patient repositioning
- Semi-integrated surface automatically adjusts to accommodate patient
- Surface remains inflated during transport
- Continuous Lateral Rotation Therapy (CLRT) (optional)



ENHANCE PATIENT DIGNITY

Enhance patient dignity with features designed to promote comfort, self-sufficiency and independence.

AESTHETIC DESIGN

Enhanced design, color and styling are consistent with other Hillrom standard patient beds.

SIDE SITTING COMFORT

Patients can place both feet on the floor and sit comfortably for extended periods with a combination of low bed position, seat deflation, adequate foot clearance and drop-down siderails.

ACCESSIBLE CONTROLS

Sturdy siderails and easy access to patient controls and trapeze help patients confidently reposition themselves for greater independence and self-sufficiency with sturdy siderails, easy access to patient controls and a trapeze.





Hillrom™

ABOUT HILLROM

Hillrom is a global medical technology leader whose 10,000 employees have a single purpose: enhancing outcomes for patients and their caregivers by advancing connected care. Around the world, our innovations touch over 7 million patients each day. They help enable earlier diagnosis and treatment, optimize surgical efficiency and accelerate patient recovery while simplifying clinical communication and shifting care closer to home. We make these outcomes possible through connected smart beds, patient lifts, patient assessment and monitoring technologies, caregiver collaboration tools, respiratory care devices, advanced operating room equipment and more, delivering actionable, real-time insights at the point of care. Learn more at hillrom.com.

For more information, please contact your Hillrom sales representative at 1-800-445-3730.

hillrom.com

¹ Centers for Disease Control and Prevention. Adult Obesity Facts. <https://www.cdc.gov/obesity/data/adult.html>. Accessed November 2020.

² Weiss AJ, Elixhauser A. Obesity-related hospitalizations, 2004 versus 2009. HCUP Statistical Brief #137. <http://www.hcup-us.ahrq.gov/reports/statbriefs/sb137.jsp>.

³ Randall SB, Pories WJ, Pearson A, Drake DJ. Expanded Occupational Safety and Health Administration 300 log as metric for bariatric patient-handling staff injuries. *Surg Obes Relat Dis.* 2009 Jul-Aug;5(4):463-8.

⁴ Rice S. Retrofitting hospitals for obese patients. *Modern Healthcare.* 2014 Feb. modernhealthcare.com/article/20140208/MAGAZINE/302089980.

⁵ Hillrom Study. Powered transport and width expansion vs. manual and non-powered. March 2015. (PAGE 07)

Hill-Rom reserves the right to make changes without notice in design, specifications and models. The only warranty Hill-Rom makes is the express written warranty extended on the sale or rental of its products.